











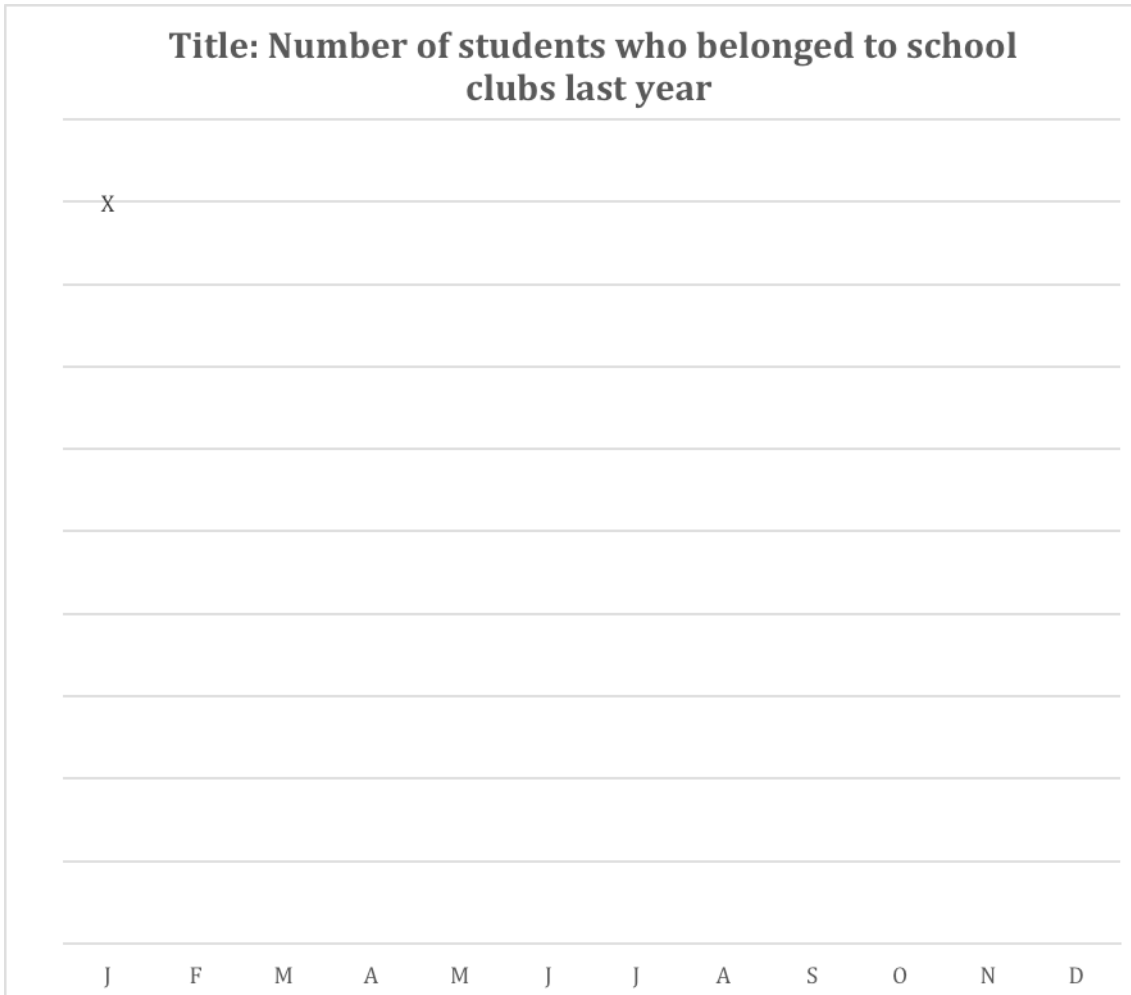


Graph Vocabulary Card Sheet

	increase slightly		decline gradually
	decrease moderately		go down steadily
	go up dramatically		fluctuate
	stay the same		level off
	drop sharply		fall considerably
	grow substantially		rise rapidly

Graph Worksheet-Side A

Task 1—Listen to your instructor’s graph description and draw the line. The first point has been marked (X) for you.



Graph Vocabulary:

go up/increase	go down/decrease	rise	grow	drop/decline	fall
level off	slightly	moderately	dramatically	sharply	considerably
gradually	steadily	rapidly	substantially	stay the same	fluctuate

Graph Worksheet-Side B

Task 2—Draw the line graph below and describe it to your partner. The first point has been marked for you. Try to use 10 or more vocabulary words at the bottom of the page.


Example: This graph showsover 1 year. The horizontal axis shows the months of the year. From January to February, it increased (slightly)...Then, between February and March, it...

Graph Title: _____



Task 3—Listen to your partner’s graph description and draw the line. The start point has been marked (X) for you.

Graph Title: _____

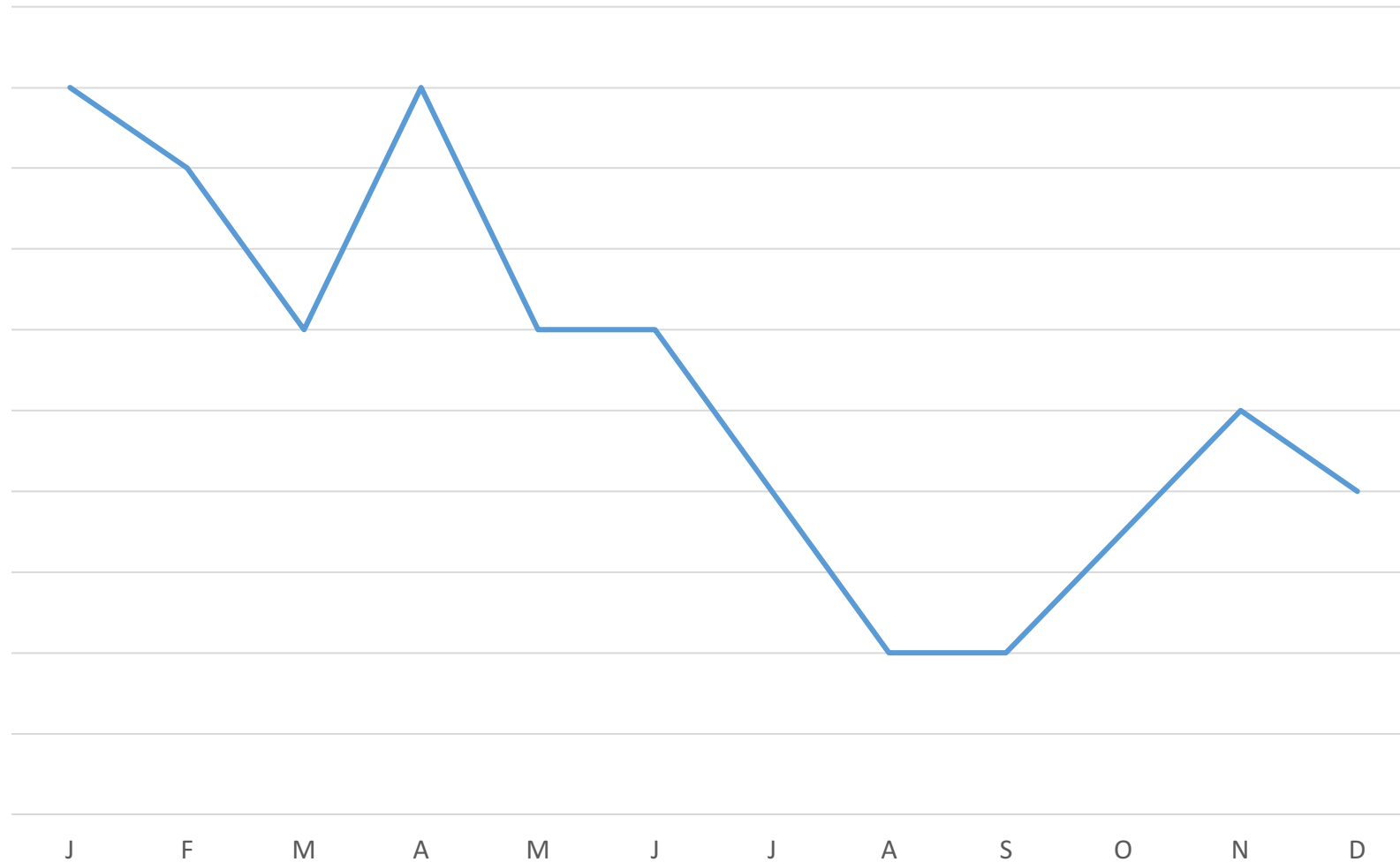


Graph Vocabulary to use:

go up/increase	go down/decrease	rise	grow	drop/decline	fall
level off	slightly	moderately	dramatically	sharply	considerably
gradually	steadily	rapidly	substantially	stay the same	fluctuate

Graph Description Demonstration

Title: Number of students who belonged to school clubs



Graph Description Demonstration

Instructor's Speech

This graph shows changes in the number of students who belonged to school clubs last year. From January to February, the number decreased slightly. Then, from February to March, it decreased sharply. From March to April, however, it went up sharply. But, between April and May, it declined considerably. From May to June, the number stayed the same. Then, from June to August, it fell dramatically. However, from August to September, the number of students stayed the same. Then, between September and November, it rose gradually. Finally, from November to December, the number of students dropped slightly.